

Anaplan PlanIQ

Drive top and bottom line growth with industry-leading forecast technology



Accurate decisions via intelligent forecasts

Accurate forecasting is at the core of effective business planning. Anaplan PlanIQ allows customers to use statistical, artificial intelligence (AI), and machine-learning (ML)-based forecasting techniques to create accurate forecasts driven by internal and external drivers. Amazon Forecast is the first predictive engine to integrate with PlanIQ.

It helps customers quickly and efficiently plan across a variety of scenarios with better and more accurate forecasts. PlanIQ is an easy-to-use interface that puts leading intelligent forecasting technology into the hands of the business user, making advanced forecasting automated and repeatable across the business.

PlanIQ delivers quick time to value and efficiency gains throughout the forecasting process, helping to reduce costs while speeding decisions.

Users across a variety of use cases can take advantage of PlanIQ:

Sales

- Sales forecasting
- Commercial revenue planning

Supply chain

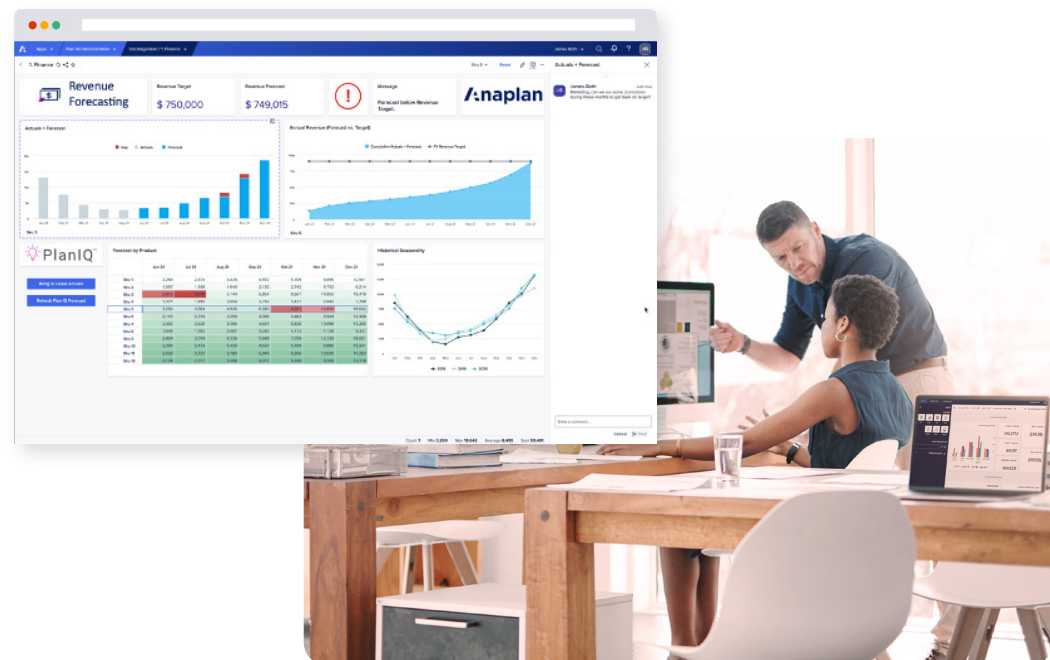
- Demand planning

Finance

- Profit center revenue forecasting
- OpEx forecasting

Human resources

- Workforce planning



Key PlanIQ benefits



Accurate

Improve predictions continuously by leveraging new and existing data. PlanIQ with Amazon Forecast enables customers to leverage advanced statistical and ML forecast algorithms to make predictions more accurate. By bringing in additional data such as related data and attributes, ML algorithms can run more scenarios, and find correlations and trends that wouldn't otherwise be found.



Accessible

Democratize ML-based forecasting for business users with easy configuration and analysis. PlanIQ automatically converts data into forecast engine-friendly formats to avoid manual data preparation and allow users to focus on value-add activities. The wizard-like UI makes model configuration and training simple, putting forecasting in the hands of the business-user.



Scalable

Easily scale across use-cases and datasets enabling data driven growth for your business. The direct integration with Anaplan eliminates additional processes to move data into forecasting tools, avoiding data reconciliation issues and saving time. It's easy to expand the use case as the company grows by simply adding more data to Anaplan.

Key features

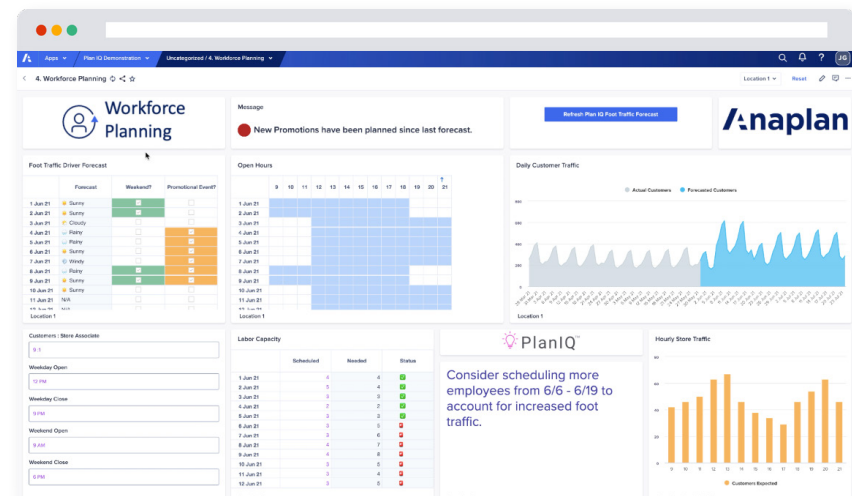
Train forecast models with AI/ML to equip users with quality metrics.

Harness forecast models to generate predictions.

- Easily select Anaplan module data for model training.
- Train forecast model automatically with Anaplan Auto ML or manually with pre-built algorithms such as DeepAR+, CNN-QR, ARIMA, Prophet, or ETS.
- Gain transparency into automated choices and configurations.

Easily embed AI/ML forecasting into existing processes, schedule predictions and monitor quality.

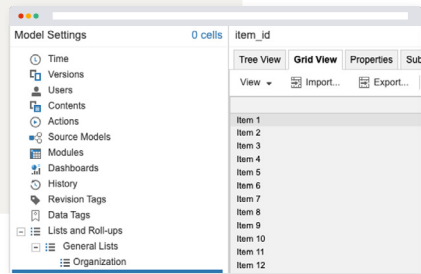
- Validate model training data automatically.
- Surface and correct data issues.
- Schedule forecast operations to match organization's forecasting cycle.
- Support ad-hoc predictions to allow planners to run forecasts as and when they need to directly from an Anaplan new UX page.
- Compare forecasts with actuals automatically and prompt users to act.



Four easy steps to set up forecasts

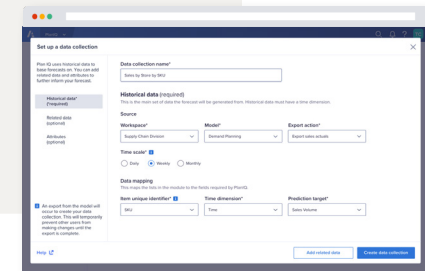
Getting started with PlanIQ is fast and simple. In just four quick steps, you'll be able to set up and run forecasts and imbed the results straight into your planning process—all within Anaplan.

STEP 1: Prepare your Anaplan instance



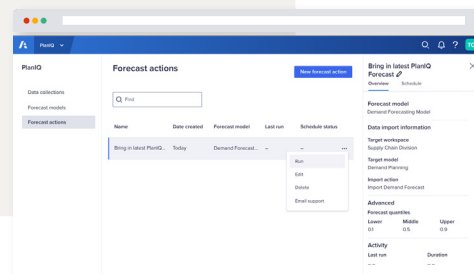
- Create and populate the data input models within Anaplan that will inform and drive your PlanIQ forecast.
- Create a results module that will display your PlanIQ forecast results, allowing you to leverage the resulting data as part of the entire planning process.

STEP 2: Configure PlanIQ



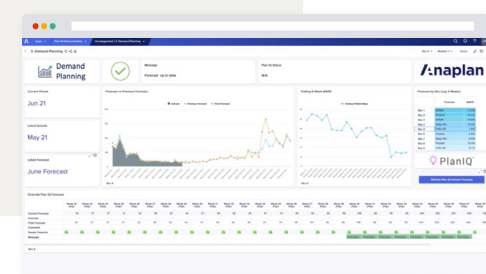
- Set up the data collection to indicate the data you want to use to run the forecast.
- Select and train the forecast model with the algorithm of your choice. Use Anaplan AutoML so PlanIQ can automatically select the optimal algorithm based on your data, or manually select an algorithm from the drop-down list.

STEP 3: Run the forecast



- Set up the forecast action so that the forecast can be pushed into the results module.
- Forecasts can be scheduled to run in-line with the planning cycle or ad-hoc by imbedding the action button in a new UX page.

STEP 4: Embed forecast in planning



- Review the forecast results and add them to the planning process to improve decision making.
- Run forecasts ad-hoc as new information is available to react quickly to new information.

Key features and capabilities



Enterprise scale

The Anaplan platform connects your entire enterprise, scaling as you grow and handling real-time changes at any size. Calculations stay consistent and rapid for all data sets and any number of users.

Extensibility

The Anaplan platform collects and analyzes data in a single location, enabling both high-level and granular analyses and facilitating data-sharing with all stakeholders. APIs, ETL connectors, and built-in integrations easily communicate with other solutions.

Planning and modeling

Our in-memory Hyperblock® engine enables multi-dimensional scenario modeling with unlimited constraints, allowing companies to model even the most complicated business scenarios and stay ahead of changes in the market. The platform maintains 100% consistency across all model changes.

Engaging user experience

The Anaplan user experience puts the whole enterprise on a single platform. Model-building is intuitive and requires zero coding knowledge. The whole company shares real-time data across devices and solutions, enabling rapid decision-making and unprecedented flexibility.

Security

Robust protection keeps your business's data safe. Best-in-class security and compliance include BYOK, role-based access control, user management, SSO support with SAML 2.0 compliance, and data encryption at rest.

Intelligence

Embedded optimization including Optimizer™, over thirty predictive algorithms, and evolving AI capabilities transform complicated inputs into actionable recommendations. Machine learning intelligence speeds up decision-making across use cases.

About Anaplan

Anaplan is the only scenario planning and analysis platform designed to optimize decision-making in today's complex business environment so that enterprises can outpace their competition and the market. By building connections and collaboration across organizational silos, our platform intelligently surfaces key insights — so businesses can make the right decisions, right now.

More than 2,400 of the world's best brands continually optimize their decision-making by planning with Anaplan.

To learn more, visit www.anaplan.com